

3.14 ART & DESIGN (442)

3.14.1 Art & Design Paper 1 (442/1)


SECTION A (20 marks)

Answer *all* the questions in this section in the spaces provided.

1. (a) Analyse the artwork below and answer the questions that follow:



- (i) Name the technique used to produce the artwork. (1 mark)
- (ii) Identify the most outstanding element in the artwork (1 mark)
- (b) Explain how colour affects legibility in typography. (2 marks)
- (c) Study the illustration below and answer the questions that follow:



Identify and state the importance of the type of illustration in drawing. (2 marks)

(d) Highlight **two** reasons for ironing a fabric after printing. (2 marks)

(e) List **three** examples of artworks that use base mounting technique. (3 marks)

(f) State and explain the mood expressed in the picture below. (2 marks)



(g) Explain **one** factor considered when making coils for pottery. (2 marks)

(h) Classify the ornament in the picture below. (1 mark)



(i) Outline **two** ways of creating flowing rhythm in landscape drawing. (2 marks)

(j) Name the tool below and state its function in art. (2 marks)



(a) (i) Classify the poster. (1 mark)


(ii) Name the type of illustration used. (1 mark)

(b) Highlight three qualities of an effective poster. (3 marks)

**SECTION B (25 marks)**

*Answer all the questions in this section in the spaces provided.*


2. The picture below was produced using a painting technique.



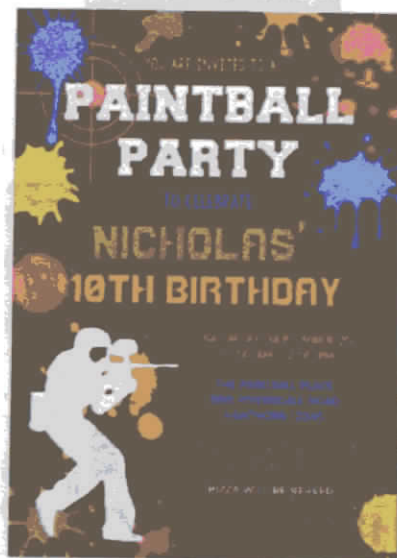
- (a) Name the technique. (1 mark)
- (b) Outline the process of producing the painting. (4 marks)
3. (a) Explain the significance of each of the following properties in clay:
- (i) Vitreous (1 mark)
- (ii) Porous (1 mark)
- (b) Describe the traditional method of storing clay. (3 marks)
4. Design an inverse repeat pattern using the motif below. (5 marks)



5. Study the sculpture below and answer the questions that follow.



- (a) Outline **two** ways in which space as an element has been portrayed in the sculpture. (2 marks)
- (b) State and discuss the most appropriate material for making an armature in sculpture using clay. (3 marks)
6. Analyse the poster below and answer the questions that follow:



- (a) (i) Classify the poster. (1 mark)
- (ii) Name the type of illustration used. (1 mark)
- (b) Highlight **three** qualities of an effective poster. (3 marks)

**SECTION C (15 marks)**

Answer any **one** question in this section in the spaces provided after question 9.

7. (a) Explain each of the following functions in a woven item:
- (i) Status symbol; (1 mark)
  - (ii) Aesthetics. (1 mark)
- (b) Outline **three** factors to consider when calculating the length of warps to be used on a heddle loom. (3 marks)
- (c) With the aid of well labelled illustrations, explain the procedure of warping a rigid heddle loom. (10 marks)
8. (a) Give **two** uses of beads in ornamentation. (2 marks)
- (b) Mention **three** ways of ornamenting wooden containers. (3 marks)
- (c) Study the metallic pendant below.  
Mentioning the tools and techniques, describe the process of making the pendant. (10 marks)



9. Analyse the batik below and answer the questions that follow.



- (a) (i) Identify the type of batik. (1 mark)
- (ii) State the format used. (1 mark)
- (b) Explain the most preferred way of dewaxing this type of batik. (2 marks)
- (c) Discuss the process of producing the batik mentioning the tools, materials and techniques used. (11 marks)