

## 23.13 ART & DESIGN (442)

### 23.13.1 Art & Design Paper 1(442/1)



MANYAM FRANCHISE  
Discover! Learn! Apply

Name ..... Index Number ...../.....

442/1  
ART AND DESIGN  
Paper 1  
Oct. /Nov. 2007  
1½ hours

THE KENYA NATIONAL EXAMINATIONS COUNCIL  
Kenya Certificate of Secondary Education  
ART AND DESIGN  
Paper 1  
1½ hours

#### INSTRUCTIONS TO CANDIDATES

Write your name and index number in the spaces provided above.

This paper consists of **three** sections: **A, B and C.**

Answer **ALL** the questions in sections **A and B.**

Answer any **ONE** question from section **C.**

Answers to **ALL** the questions **must** be written in the spaces provided.

Where drawings and diagrams are appropriate, they should be included within the text of your answers.

For Examiner's use only

Section	Question	Maximum Score	Candidate's Score
A	1	15	
B	2	03	
	3	05	
	4	06	
	5	03	
	6	03	
C		15	
Total Score		50	

This paper consists of 12 printed pages

Candidates should check the question paper to ascertain that all the pages are printed as indicated and no questions are missing.

7055

© 2007 The Kenya National Examinations Council

Turn over

- 1
- (a) Distinguish between tone and shape as elements of Art and Design. (1 mark)
  - (b) State **one** main function of contrast in a pictorial composition. (1 mark)
  - (c) Name and explain the method in fabric decoration in which stitching is used as a resist. (2 marks)
  - (d) Name the technique of fixing cut out shapes onto a ceramic form. (1 mark)
  - (e) Distinguish between the materials for making a picture in mosaic from those of a wall hanging in collage. (1 mark)
  - (f) The illustration below is a painting representing a type of art.



- (i) Classify the work of art. (1 mark)
  - (ii) State **two** characteristics of the art. (2 marks)
- (g) State **three** steps involved in the making of a copper wire ornament. (3 marks)
- (i) State the principle of design in which all parts of a work of art are interrelated, balanced and organised to achieve quality of singleness. (1 mark)
- (j)

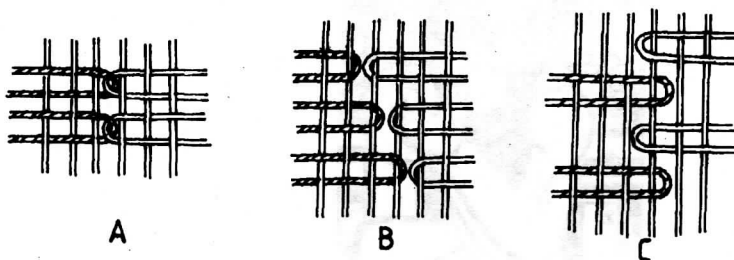


Identify the most outstanding element portrayed in the illustration above. (1 mark)


## SECTION B (20 marks)

*Answer all the questions from this section in the spaces provided.*


2. (a) Define the term 'slip' as used in pottery. (1 mark)  
(b) State **two** functions of slip in pottery work. (2 marks)
3. (a) State another term for value. (1 mark)  
(b) Name the **two** techniques used to create value. (2 marks)  
(c) Explain the difference between the two techniques. (2 marks)
4. The illustrations A, B and C below represent a process in a technique of Art and Design.



- (a) Identify the technique. (1 mark)  
(b) Name the illustrations A, B and C. (3 marks)  
(c) State their function. (2 marks)
5. The illustration below represents an activity in a printing process.



- In progression, describe the **three** main steps to complete the process. (3 marks)
6. The illustration below represents a block ready for a design transfer.



In upper case transfer the name "abigail" onto the block for scooping and printing. (3 marks)

**SECTION C (15 marks)**

*Answer any one question from this section.  
Write your answer in the space provided after question 9.*

- 7** (a) State and define the three types of relief sculpture. (6 marks)
- (b) Explain the process of producing a relief sculpture using clay. (9 marks)
- 8** With the use of an illustration, explain how aerial or atmospheric perspective is achieved. (15 marks)
- 9** A poster with a caption "Stop Corruption" measuring 10 cm length by 6 cm width is to be mounted on a board.  
With the help of an illustration, explain how the poster is to be mounted on the board. (15 marks)

**23.13.2 Art & Design Paper 2(442/2)**

**442/2  
ART AND DESIGN  
Paper 2  
Practical  
Oct./Nov. 2007  
3 hours**

**THE KENYA NATIONAL EXAMINATIONS COUNCIL  
Kenya Certificate of Secondary Education  
ART AND DESIGN  
Paper 2  
PRACTICAL  
3 hours**

**INSTRUCTIONS**

*This paper contains TWO alternatives; A and B. Each alternative has two options. Choose only ONE option from any ONE alternative.*

*This question paper will be given to you one hour before the start of the examination to enable you to make your choice from the alternatives. During this one hour, you are allowed to make sketches on the A4 papers provided to help you decide on your choice.*

*The use of rulers and other mechanical means is forbidden in alternative A but is allowed in alternative B.*

*Clearly write your name, index number, the alternative and the number of option chosen in that order in the spaces provided.*

*At the end of the examination, pass your work to the supervisor without rolling or folding it.*

**This paper consists of 2 printed pages**

**Candidates should check the question paper to ascertain that both pages are printed as indicated and no questions are missing.**

7056

© 2007 The Kenya National Examinations Council

**Turn over**

*Answer only ONE question chosen from EITHER alternative A OR alternative B.*

#### **ALTERNATIVE A: DRAWING OR PAINTING**

*You are instructed that the use of rulers and other mechanical devices is forbidden in this alternative.*

##### **EITHER**

1. In pencil, charcoal, biro or pen and ink, depict a pictorial composition based on the theme "Assisting Victims of Disaster". The composition should be within an area of 45 cm by 35 cm.

##### **OR**

2. A childrens' hospital or clinic requires contemporary pictures for soothing the patients' feelings and emotions. Produce a pictorial composition in colour for this purpose. The size of the composition should measure 50 cm by 35 cm.

#### **ALTERNATIVE B: GRAPHICS**

*You are instructed that the use of rulers and other mechanical devices as well as tracing paper is allowed.*

*The colour of the working surface (paper) will not be considered as one of the colours required in any question.*

##### **EITHER**

3. "Coping With Environmental Challenges" is your school's 2007 agenda. In three colours produce a pictorial poster to create awareness on this issue. The work should measure 35 cm by 50 cm.

##### **OR**

4. A company "Babie" dealing in baby products that include foods, clothing and toys require a logo, business card and an illustration for a carrier bag that represent their goods.

**Design:**

- (a) A logo measuring 15 cm by 15 cm in three colours.
- (b) A business card in three colours incorporating the logo and measuring 15 cm by 8 cm.
- (c) An illustration reflecting the goods for the carrier bag within an area of 30 cm by 20 cm.

**All the work should be done on the same working surface.**

**23.13.3 Art & Design Paper 3 (442/3)**

**442/3  
ART AND DESIGN  
Paper 3  
Project  
March-Sept. 2007**

**THE KENYA NATIONAL EXAMINATIONS COUNCIL  
Kenya Certificate of Secondary Education  
ART AND DESIGN  
Paper 3  
PROJECT**

*This paper contains two sections:*

*Section A consists of two dimensional projects and section B consists of three dimensional projects.*

*Select and carry out two projects; one from section A and the other from section B.*

*Both projects should be completed and submitted by 15<sup>th</sup> September, 2007.*

*Your completed projects should be accompanied by preliminary design sketches/studies and notes to show the origin and developmental stages to the final product.*

*Each piece of your work must be clearly labelled to show your Name and Index Number.*

*The label must be firmly stuck at the bottom of your work, but should not obscure your work.*

**This paper consists of 2 printed pages**

**Candidates should check the question paper to ascertain that both pages are printed as indicated and no questions are missing.**

7059

© 2007 The Kenya National Examinations Council

**Turn over**

## **SECTION A: TWO DIMENSIONAL PROJECTS (2D)**

*Carry out any one project from this section.*

- 1 In a combination of weaving and beadwork and using natural materials from the environment, create a pictorial composition based on the theme 'The long journey of life.'  
The work should measure 60 cm by 75 cm.
- 2 A new aviation company "Spidspa" requires curtains for their front office reflecting their activities.  
Using the screen printing technique design and produce a three-colour curtain measuring 60 cm by 90 cm for the company.

## **SECTION B: THREE DIMENSIONAL PROJECTS (3D)**

*Carry out any one project from this section.*

- 3 Using paper maché and wire, produce a miniature fountain to be placed inside the assembly hall of the school. The fountain referred to as "Fountain of Knowledge" should reflect the aspirations of the school. The fountain should measure 15 cm in length by 25 cm in height.
- 4 An African fashion design company "Mrembo" requires accessories and souvenirs in form of vessels, clocks and watches for advertising their products.  
In clay, stone or wood, produce a suitable souvenir or accessory reflecting the company's products.  
The work should measure 15 cm in diameter and 25 cm in height.