

4.7 HOME SCIENCE (441)

4.7.1 Home Science Paper 1 (441/1)

SECTION A (40 marks)

Answer all the questions in this section in the spaces provided.

- 1 List **four** favourable conditions for the growth of micro-organisms in food spoilage. (2 marks)
- 2 Name **two** types of beriberi. (1 mark)
- 3 Why is breakfast considered the most important meal of the day? (1 mark)
- 4 Give **two** reasons for covering food while cooking. (2 marks)
- 5 State **two** disadvantages of boiling foods. (2 marks)
- 6 Differentiate between **perishable** and **non perishable** foods. (2 marks)
- 7 State **three** advantages of advertising on a Bill-board. (3 marks)
- 8 State **three** benefits of breast-feeding to a mother. (3 marks)
- 9 List **four** items in a first-aid-kit that can be used to manage a sprain. (2 marks)
- 10 State **two** good grooming habits that can prevent skin diseases. (2 marks)
- 11 Name **two** factors that influence the frequency of cleaning a house. (2 marks)
- 12 State **two** advantages of electricity as a form of lighting. (2 marks)
- 13 State **two** factors to consider when renting a house. (2 marks)
- 14 Identify **two** characteristics of a plastic laundry basin. (2 marks)
- 15 State **two** limitations of dry cleaning in laundry work. (2 marks)
- 16 Name **two** textile fibres of plant origin. (1 mark)
- 17 Give **two** uses of facing in clothing construction. (2 marks)
- 18 Name **four** areas in a garment where diagonal tacking can be used. (2 marks)
- 19 State **two** points to observe when taking body measurements. (2 marks)
- 20 Give **one** reason why acetone is not a suitable stain remover on acetate fabrics. (1 mark)

21 Identify the correct direction to press the following darts during garment construction:

- (i) front shoulder dart;
 - (ii) bust dart;
 - (iii) elbow dart;
 - (iv) back waist dart.
- (2 marks)

SECTION B (20 marks)
(Compulsory)

Answer question 22 in the spaces provided.

22 Your parents are away for the weekend and have asked you to clean the house thoroughly.


- (a) Describe how you would clean an oil painted wall in the sitting room. (8 marks)
- (b) Outline the procedure for laundering a loose coloured cotton T-shirt. ($7\frac{1}{2}$ marks)
- (c) Describe how you would clean a plain wooden chopping board. ($4\frac{1}{2}$ marks)

SECTION C (40 marks)

Answer any two questions from this section in the spaces provided after question 25.

- 23**
- (a) Giving a reason in each case, state **four** advantages of using a refrigerator in the home. (8 marks)
 - (b) Explain **four** points to consider when planning meals for an invalid who is bedridden. (8 marks)
 - (c) Giving a relevant example in each case, differentiate between **substitute** and **complimentary** products. (4 marks)

- 24 Use the sketch of the skirt below to answer the following questions.



- (a) (i) State **six** methods of disposing fullness in the skirt sketch shown above. (3 marks)
- (ii) Apart from the disposal of fullness symbols, indicate **three** pattern markings on the sketch above. (3 marks)
- (b) Describe how to attach a lace onto the lower edge of a skirt using the overlaid seam. (6 marks)
- (c) Explain **four** finishing processes carried out during laundry. (8 marks)
- 25 (a) Identify **six** qualities of aluminium that make it suitable for making kitchen utensils. (6 marks)
- (b) Highlight **six** signs of a child suffering from marasmus. (6 marks)
- (c) Explain **four** factors to consider when selecting a baby's clothes. (8 marks)

4.7.2 Home Science Paper 2 (441/2)

CHILD'S BLOUSE

A pattern of a child's blouse is provided. You are advised to study the sketches, instructions and layout carefully before you begin the test.

MATERIALS PROVIDED

- 1 Pattern pieces
 - A. Blouse front
 - B. Blouse back
 - C. Sleeve
 - D. Sleeve band
 - E. Front neck facing
 - F. Back neck facing
- 2 Plain light weight cotton fabric 60 cm long by 91 cm wide.
- 3 Sewing thread to match.
- 4 One large envelope.

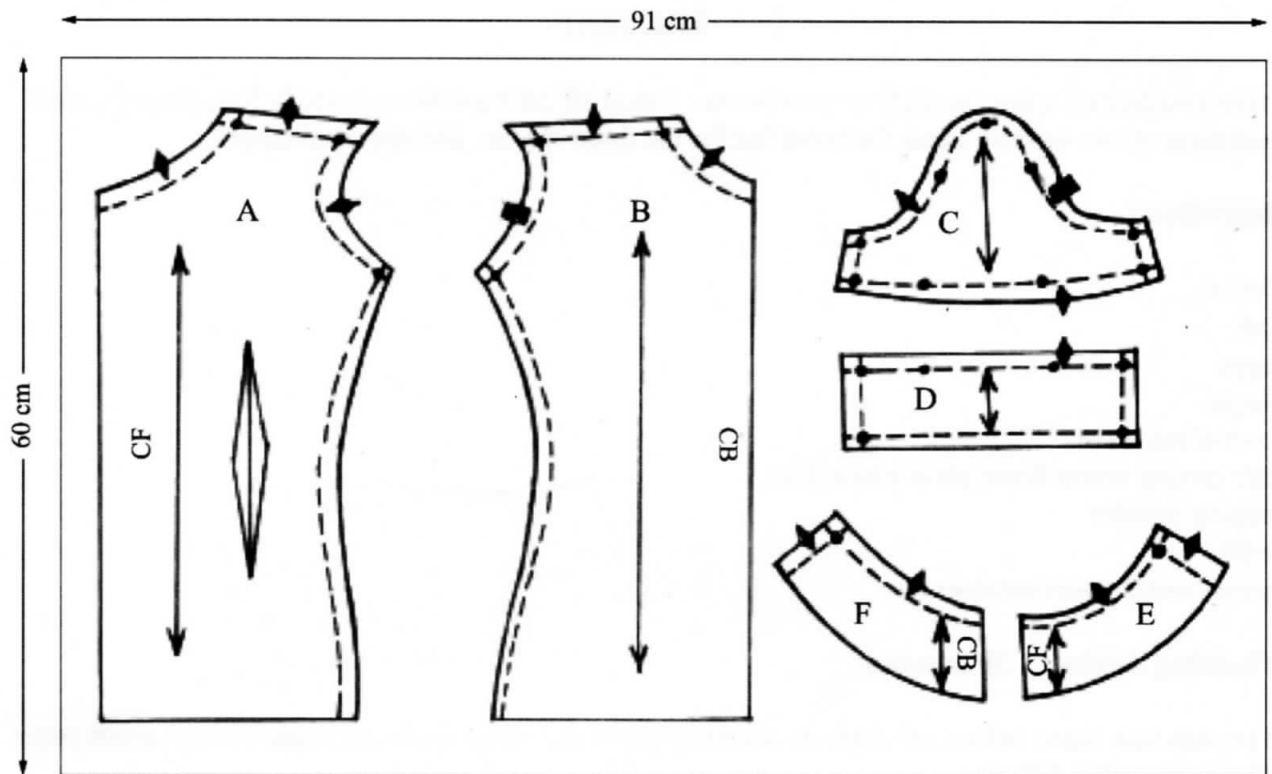
THE TEST

Using the materials provided, cut out and make the **RIGHT HALF** of the child's blouse to show the following processes:

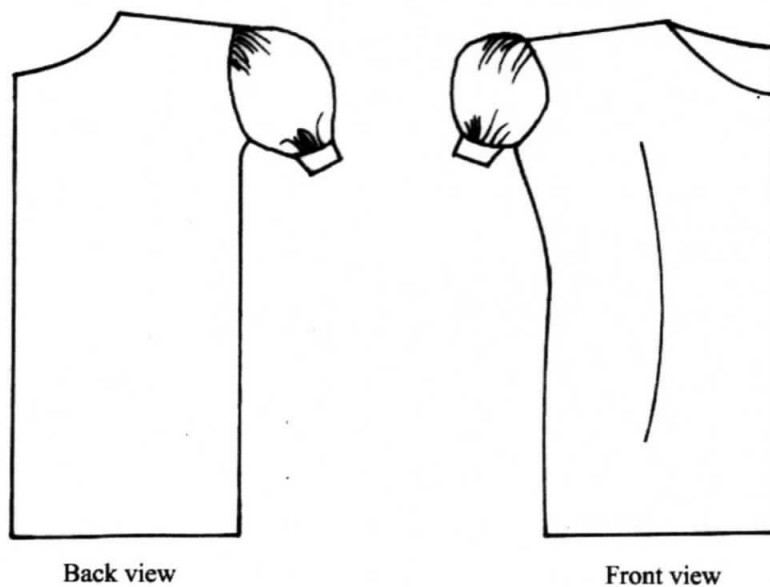
- (a) making of the double pointed dart.
- (b) making of the shoulder seam using an open seam.
- (c) making of the side seam using a french seam
- (d) preparation of the sleeve to include: (i) french seam (ii) hemming the band half way.
- (e) attaching of the sleeve. **Do not neaten the seam.**
- (f) joining the front and back facing.
- (g) attaching the facing to finish the neckline and neatening the free edge.

At the end of the examination, firmly sew onto your work, on a single fabric, a label bearing your name and index number. Remove the needle, pins and loose threads from your work. Fold your work neatly and place it in the envelope provided. **Do not put scraps of fabric in the envelope.**

THE LAYOUT (not drawn to scale)



THE SKETCH



4.7.3 Home Science (Food and Nutrition) Paper 3 (441/3)

THE TEST

Your two friends spent the night at your house. Using all the ingredients listed below, prepare, cook and present two suitable items for breakfast for the three of you. Include a beverage.

Ingredients

fat/oil
salt
eggs
sugar
cocoa/ tea leaves
self raising wheat flour/ plain wheat flour
baking powder
milk
arrow roots/ sweet potatoes

Planning Session: 30 minutes

For each task listed below, use separate sheets of paper and make duplicate copies using carbon paper. Then proceed as follows;

1. Identify the dishes and write the recipes.
2. Write your order of work.
3. Make a list of the foodstuff and equipment you will require.