



29.12 HOME SCIENCE (441)

29.12.1 Home Science Paper 1 (441/1)

SECTION A (40 marks)

Answer ALL the questions in this section in the spaces provided.

- 1 Name the two categories of cooking methods and in each case give one example. (2 marks)
- 2 Explain why frozen foods should be thawed completely before cooking. (2 marks)
- 3 What is meant by the following terms: (2 marks)
 - (i) lunch;
 - (ii) brunch.
- 4 Differentiate between macro and micronutrients. (2 marks)
- 5 What is a recipe? (2 marks)
- 6 State the use of each of the following tools in the kitchen: (2 marks)
 - (i) paring knife;
 - (ii) kitchen shears.
- 7 Give two symptoms of toxæmia in pregnancy. (2 marks)
- 8 Suggest two causes of cracks on feet. (2 marks)
- 9 State three disadvantages of complementary feeding during weaning. (3 marks)
- 10 Why is hot water poured down a sink after cleaning? (1 mark)
- 11 Complete the table below on primary and secondary colours. (3 marks)

Primary Colours	Secondary Colours
..... + Red
..... +	Green
Blue +

- 12 Name two agencies that deal with consumer protection in Kenya. (2 marks)

- 13 Give two reasons for steeping in laundry work. (1 mark)
- 14 State four functions of salt in laundry work. (2 marks)
- 15 Give two reasons why white cotton is preferably used to make handkerchiefs. (2 marks)
- 16 Outline two points to bear in mind when caring for a clothes cupboard. (2 marks)
- 17 List four stitches used to finish a hem. (2 marks)
- 18 Name two balance marks used on patterns in clothing construction. (1 mark)
- 19 State two ways in which the term "Patch" can be applied in clothing construction. (1 mark)
- 20 State four qualities of well made back stitches. (2 marks)
- 21 Differentiate between a tuck and a tack as used in clothing construction. (2 marks)

SECTION B (20 marks)

(COMPULSORY)

Answer question 22 in the spaces provided.

- 22 Your ten year old brother is among the selected pupils for the National Drama Festival.
- (a) Describe the procedure you would follow to launder his knitted acrylic scarf in readiness for use on stage. (10 marks)
- (b) Outline the steps you would follow to clean his muddy leather shoes with laces in readiness for polishing. (10 marks)

SECTION C (40 marks)

Answer any two questions from this section in the spaces provided at the end of this section.

- 23 (a) What is meant by the term malnutrition? (2 marks)
- (b) Explain how each of the following factors causes malnutrition:
- (i) poverty;
 - (ii) lifestyle;
 - (iii) cultural practices;
 - (iv) ignorance. (8 marks)

- (c) State **five** rules to observe when storing leftover foods. (5 marks)
- (d) Give **five** reasons why it would not be advisable to buy a refrigerator on hire purchase. (5 marks)
- 24** (a) Explain **three** reasons that make wool not suitable for an apron. (6 marks)
- (b) Describe the procedure of removing an oil stain from an article. (7 marks)
- (c) Outline the steps to follow when mending a gaping seam on an apron. (7 marks)
- 25** (a) State **three** actions to be avoided in the management of a burn and give a reason in each case. (6 marks)
- (b) Describe the following conditions necessary for the occurrence of an infection:
- (i) causative agent;
 - (ii) reservoir of infection;
 - (iii) the path through which the agent leaves its reservoir;
 - (iv) mode of transmission. (4 marks)
- (c) State **five** situations that would require one to wash hands to prevent the spread of diseases. (5 marks)
- (d) State **five** qualities of a good disinfectant. (5 marks)

29.12.2 Home Science Paper 2 (441/2)

A pattern of a girl's skirt is provided. You are advised to study the sketches, instructions and layout carefully before you begin the test.

Materials Provided

- 1 Pattern pieces:
 - A – skirt back
 - B – skirt front
 - C – pocket
 - D – waistband
- 2 Plain light weight cotton fabric 55 cm × 90 cm wide.
- 3 Sewing thread to match the fabric.
- 4 One large envelope.

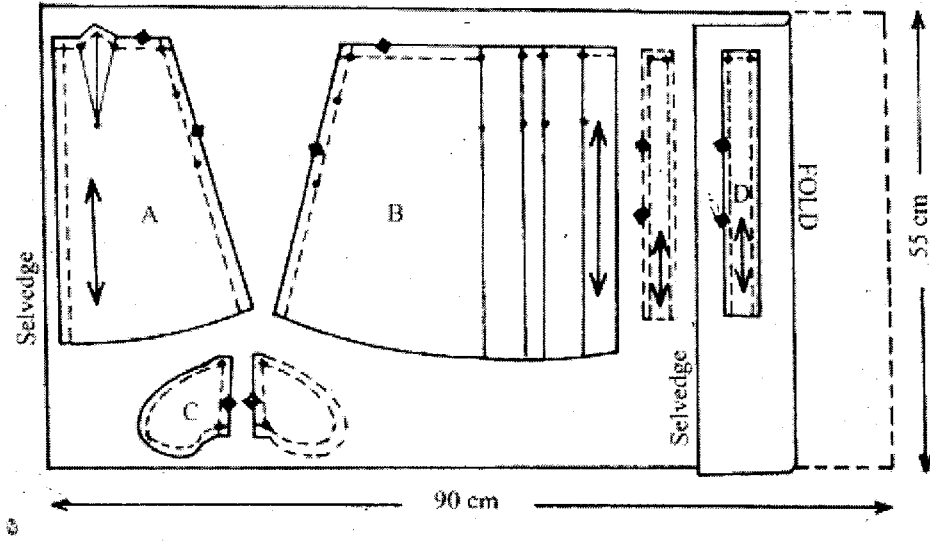
THE TEST

Using the materials provided, cut out and make the **RIGHT HALF** of the skirt to show the following processes:

- (a) Making of the back dart.
- (b) Preparation of pleats on the skirt front.
- (c) Attachment of front pocket to the skirt front and back pocket to the skirt back. **Do not trim or neaten the seam.**
- (d) Making the side seam using an open seam. **Neaten below the pocket only.**
- (e) Joining of the pocket seam. **Do not neaten.**
- (f) Preparation of an interfaced waistband.
- (g) Attachment of the waistband, **slip-hem the back piece only.**
- (h) Making of the worked loop on the back waistband for a 1 cm wide button.

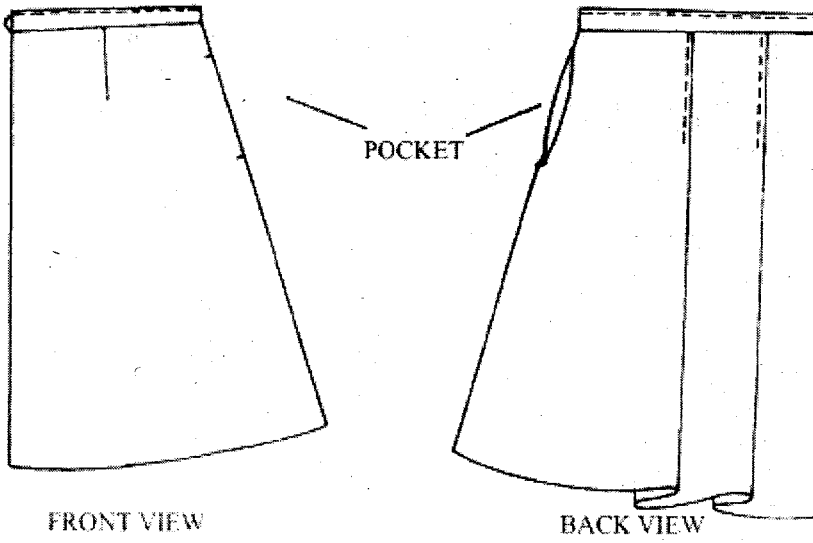
At the end of the examination, firmly sew onto your work, on a single fabric, a label bearing your name and index number. Remove needles and pins from your work, fold your work neatly and place it in the envelope provided. Do not put scraps of fabric in the envelope.

THE LAYOUT (NOT DRAWN TO SCALE)



SKIRT

FRONT AND BACK VIEW



Home Science Paper 3 (441/3)

THE TEST

Your school is participating in a food festival. Using the ingredients listed below, prepare and present two food items (for 2 people) for the display.

Ingredients

Lettuce/cabbage
Wheat flour
Tomatoes
Milk/water
Green pepper
Salt
Oil/fat
Eggs
Sugar
Carrots.

PLANNING SESSION - 30 minutes

Use separate sheets of paper for each task listed below and a carbon paper to make duplicate copies. Then proceed as follows:

1. identify the food items and write down their recipes;
2. write down your order of work;
3. make a list of the foodstuffs, materials and equipment you will require.

29.13

ART & DESIGN (442)

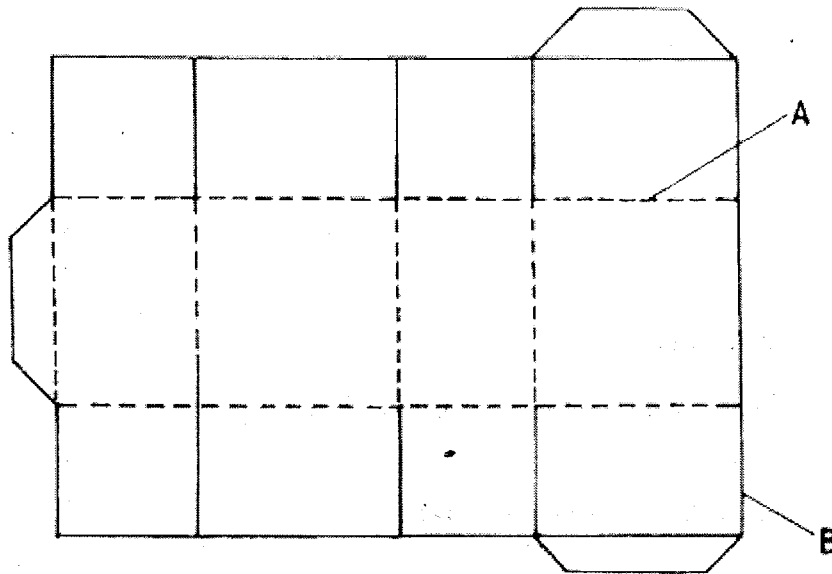
29.13.1

Art & Design Paper 1 (442/1)

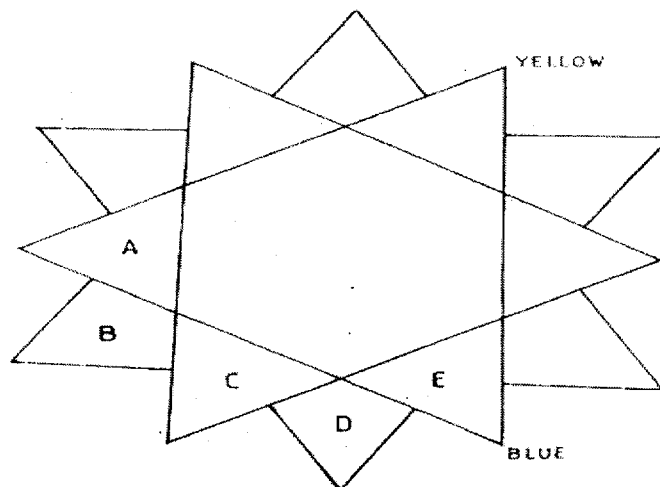
SECTION A (20 marks)

Answer *all* the questions in this section in the spaces provided.

- 1 (a) The illustration below represents a design of a carrier bag in the process of construction.



- Name the lines marked A and B and state their functions. (3 marks)
- (b) Stating the **main** reason for each, explain why contrast and harmony are important in a stencil design. (2 marks)
- (c) The illustration below represents a colour star.



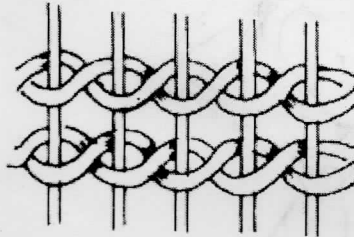

(i) Name the colours labelled B and D. (2 marks)

(ii) Classify the group of colours represented by A, B, C, D and E. (1 mark)

(d) State two characteristics of mosaic. (2 marks)

(e) Explain the main function of illustration in graphic design. (1 mark)

(f) The following illustrations show weaving techniques.



(i) Identify the two techniques. (1 mark)

(ii) Distinguish between the two techniques. (2 marks)

(g) Give two reasons for washing a fabric before dyeing. (2 marks)

(h) Mention the term used to describe the ability of clay being shaped and reshaped into any form. (1 mark)

(i) Distinguish between inverse and bas relief sculptures. (2 marks)

(j) The pictorial composition below was created by pasting cut out pictures and photographs on the surface.



Identify the technique used to create the picture and state a possible title for it. (1 mark)

SECTION B (25 marks)

Answer all the questions in this section in the spaces provided.

2 Use a biro or pen and ink on the figure below to create a silhouette.



5 marks

3 (a) Explain the term "Vanishing Point." (1 mark)

(b) In the space provided below, draw a cube to show two point perspective.

4 Giving one example for each, distinguish between dry-point and liquid media used in drawing. (5 marks)

5 Study the picture below



Analyse the picture under the following concepts.

- (a) format (1 mark)
- (b) style (2 marks)
- (c) technique (1 mark)
- (d) theme (1 mark)

6 In the space below, sketch the name of a popular actress "Tuti Kaebeza". The lettering should portray the nature of her career. (5 marks)

SECTION C (15 marks)

*Answer any one question in this section.
Write your answer in the space provided after question 9.*

- 7 (a) Define the following terms:
- (i) Jewellery (1 mark)
 - (ii) Ornament (1 mark)
 - (iii) Ornamentation (1 mark)
- (b) In society various ranks are identified by the type of ornament/jewellery worn or displayed. Those include authority, status, wealth and age group. Complete the chart against the provided headings.

CLASSIFICATION	ORNAMENT/ JEWELLERY	MATERIAL USED	PART OF BODY WORN/ DISPLAYED
Authority			
Status			
Wealth			
Age-group			

- 8 (a) State the term used when wax is used to block the dye in batik. (12 marks)
- (b) Describe the process of creating patterns in batik technique. (2 marks)
- (b) Describe the process of creating patterns in batik technique. (13 marks)
- 9 (a) State the origin and explain the meaning of sculpture. (2 marks)
- (b) Describe the process of casting a papier mache face mask using clay and strips of paper. (13 marks)