

EXCEL SERIES

NURSERY TERM 3, 2012

NUMBER WORK

Your Name: _____

Date: _____

1. Fill in the gaps.

2, 3, _____, _____, _____, _____, _____, _____, _____
10, 11, _____, _____, _____, _____, _____, _____, _____
_____, _____, _____, _____, _____, 4, 5, 6, _____, _____
_____, _____

2. Write numbers 11 - 20.

--	--	--	--	--	--	--	--	--	--

3. Write their value

$6 =$

$3 =$

$9 =$

$7 =$

4. Add (+)

Take away (-)

$2 + 3 =$

$3 - 1 =$

$1 + 0 =$

$4 - 2 =$

$3 + 1 =$

$5 - 0 =$

EXCEL SERIES

NURSERY TERM 3, 2012

LANGUAGE

Your Name: _____

Date: _____

1. Fill in the missing sounds.

a b _____ f _____ h _____
_____ l _____ n _____ r _____
_____ v _____ x _____

2. Fill in the gaps with a, e, i, o, u.

h _____ t b _____ s p _____ n
j _____ g l _____ g z _____ p
w _____ t b _____ g p _____ n

3. Write their names.




10

.



6



EXCEL SERIES

NURSERY TERM 3, 2012

READING

Your Name: _____

Date: _____

1. Read the words.

cat

pig

ten

hat

men

log

ink

end

kid

up

sun

top

2. Read these sentences.

A cat has a rat.

Get him a red.

It is a big net.

A hen has an egg.

EXCEL SERIES


NURSERY TERM 3, 2012

SOCIAL ACTIVITIES & C.R.E

Your Name: _____

Date: _____

1. Name the picture below and then colour.


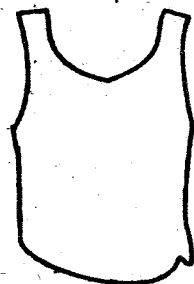

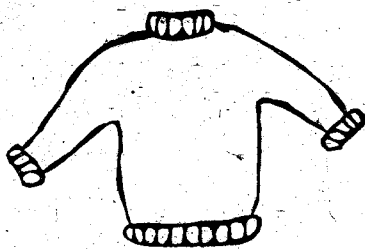


2. My name is _____

3. God gave me _____ fingers.

4. The mother of Jesus was called _____
(Mary, Jane)

5. Name these clothes we wear.
(socks, skirt, sweeter, tie, vest)



EXCEL SERIES

NURSERY TERM 3, 2012

CREATIVE / PATTERN

Your Name: _____

Date: _____

1. Complete the pattern.




|| = || = || = _____

eee _____

W^x W^x W^x _____

t^o t^o t^o t^o _____

2. Colour the pictures.



3. Draw and colour a cup.

EXCEL SERIES


NURSERY TERM 3, 2012

SCIENCE

Your Name: _____


Date: _____

1. Name the weather chart.




(sunny day, rainy day, windy,
calm day, cloudy day)


2. Colour the fruits and name them orally.




red



orange



yellow



purple